

Spike's Object Activity

Theme; Theatre

#SpikeDinosAdventures



Theatre; William Hazlitt portrait and bust

Spike has found a portrait and bust of William Hazlitt. He recognised the name Hazlitt from the theatre in Maidstone and wondered who he was.

William Hazlitt was born on 10 April 1778 in Maidstone. He was an English essayist, drama and literary critic, painter, social commentator, and philosopher.

The theatre is named after Hazlitt and was built in 1955.

The portrait is a self portrait that William painted in 1802. He loved painting but it was his writing he is best known for. The bust is made of plaster and was sculpted 30 years after he died by Joseph Durham. If you look carefully you will see it is standing on two books.



Activity; Spike was inspired by the fact William Hazlitt liked to write and that the theatre is named after him. He thought it would be fun to make a theatre of your own.

On the next page are the instructions to make a theatre from a cereal box, and some ideas for some puppets. Why not retell your favourite story or make up your own and tell it through puppets.

It would be great to see your finished theatres.

Share your pictures tagging @MaidstoneMuseum and #SpikeDinosAdventures or by emailing museumeducation@maidstone.gov.uk and we'll post to Instagram

Make your own puppet theatre from a cereal box



1. Take an empty cereal box scissors, pen and pencil.



2. open the box out flat.




3. Cut off the bottom flaps.



4. Cut off one large side leaving a large side with the two narrow sides still attached.



5. Carefully draw a rectangle on the large side. This will be where your play is performed. Then cut out this rectangle - ask an adult for help.



6. Stand up your theatre and adjust the sides so it stands on it's own.

Decorate your theatre ready to give your performance.

Make puppets to put on your show. There are some ideas on the next page. Or make your own. You could make these into finger puppets or stick them onto pencils or sticks and use as stick puppets.

Have fun. Send us a picture of your theatre and puppets when you've finished.

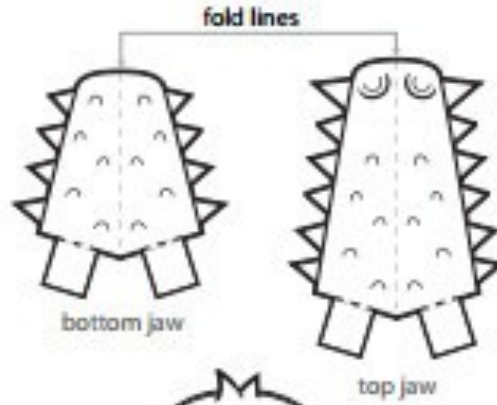

#SpikeDinosAdventures



Make your own puppets for your theatre



These are just a few ideas—why not make your own to tell a story.



Use a craft knife or scissors to cut slits around mouth to attach the crocodiles jaws.

