



Make your own Noughts and Crosses Game



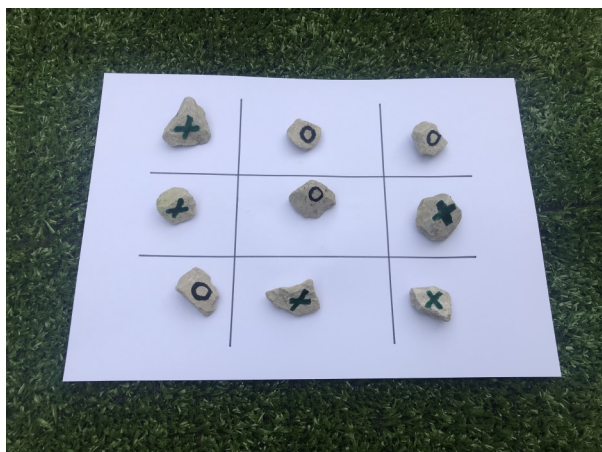
Step 1. Gather your materials. You will need a piece of paper, a ruler, some coloured pens and 10 small stones.



Step 2. Use the ruler to create your grid on the paper. See picture. You can add more decoration if you would like.



Step 3. Use the coloured pens to draw the O on 5 on the stones and the X on the other 5.



Step 4. You have finished your game, don't forget to share what you have created with us **#SpikeDinosAdventures**