

Spike Invites You to Visit Maidstone Museum



V1.2 edit

We've made some safety changes in light of Covid-19 so this guide is a little longer to ensure the changes and signage are clear for visitors.

maidstonemuseum.org

Hello. I'm Spike. What's your name?
I am going to show you around the different
galleries you can visit in the museum.





Maidstone Museum opens at 10am and is free to enter so you can start exploring quite quickly. If you have visited us before you will notice we have made some changes to keep everyone safe.



The main entrance has a reception desk with a Visitor Experience Officer to welcome you. We have put in safety rules to keep everyone safe from Covid-19. So a grown up in your group will be asked for details for Track and Trace.

MAIDSTONE
MUSEUM



Team members dressed in high viz jackets or wearing a museum ID card will direct you around the museum and are here to help. They will also be wearing masks or visors.



Before you can start exploring one of the team will give your group information about a few changes in the building such as the one way route around the building.



There are lots of hand gel machines around the museum for you to use to clean your hands.




The toilets are near the beginning of the route around the building. Use them before you begin exploring the museum. If the toilets are in use you may need to queue.



The shop is at the beginning of the museum. If you want to buy something the team at reception will be able to help you. Once you have finished exploring the museum you can come back in the main entrance to visit the shop if you want to buy something at the end.

There are different floor signs around the museum to help you know which way to walk.





Following the one way route you will come to Lady Godiva and the Sculpture Gallery.

MAIDSTONE MUSEUM




Next you will come to some steps down to the Queens Own Royal West Kent Regimental Museum on the left, and the Great Hall straight ahead. There is also a wheelchair lift by these stairs. Ask a member of the team to operate it for you.

MAIDSTONE MUSEUM



In the Great Hall you will need to follow the one way route and find the door to the right.



After leaving the Great Hall you will come to a lobby area. You have the choice to go up the stairs or use the lift . You will need to push this button to open the door out to the lift.



The lift will take you up to the Brenchley Gallery. From here you can go into the Archaeology Gallery.

Once you have visited the rest of the galleries on this floor you can use the lift to return to the ground floor.



At the top of the stairs you will be able to go into the Brenchley Gallery on your right or into the Archaeology Gallery straight ahead.



Take the door to the left in the Archaeology Gallery and go up a few steps to enter the Art Gallery. Go up a few more steps to see more paintings.



From the Art Gallery you can go through a door into a temporary exhibition space. The displays in these two rooms change every few months.

MAIDSTONE MUSEUM



From the temporary exhibition you can go into the Japanese Gallery. Look for the Japanese Samurai Armour in here.

MAIDSTONE
MUSEUM



Come back to the Archaeology Gallery . Follow the one way signs to get to the Natural History Gallery and Dinosaur Gallery.

MAIDSTONE MUSEUM



When you come down the stairs you can choose to exit via the door ahead or turn right to explore more galleries.





If you turn choose to explore more galleries you will need to go down a few more steps. Then turn left to explore the Rochester Bridge exhibition.



Next you will come back into the Local History Gallery and on into the Costume gallery. Look out for the Liquorice Allsorts dress. You will find the Toy Emporium in here too.

MAIDSTONE MUSEUM



Leave the Costume Gallery through the door at the end and follow the ramp up to the exit door. This will take you out to the courtyard and you will see the exit gate on your right.

We hope you have enjoyed your visit to us. We look forward to welcoming you back another time.
Thanks for visiting.



Supported using public funding by



**ARTS COUNCIL
ENGLAND**

If you have any comments, feedback or recommendations for this visit slide show please email Roz at museumeducation@maidstone.gov.uk